

# YCI

标准教程

STANDARD COURSE

活动手册

ACTIVITY BOOK

1



高等教育出版社·北京

主编 苏英霞  
Lead Author Su Yingxia

编者 王蕾 蔡楠  
Authors Wang Lei Cai Nan

### 图书在版编目 (CIP) 数据

YCT标准教程活动手册. 1 / 苏英霞主编; 王蕾, 蔡楠编. -- 北京: 高等教育出版社, 2017.12

ISBN 978-7-04-048217-1

I. ①Y… II. ①苏… ②王… ③蔡… III. ①汉语 - 对外汉语教学 - 水平考试 - 教学参考资料 IV. ①H195.4

中国版本图书馆CIP数据核字 (2017) 第231252号

策划编辑 梁宇  
插图绘制 冰河文化

责任编辑 李玮  
责任校对 杨曦

封面设计 冰河文化  
责任印制 尤静

版式设计 冰河文化

出版发行 高等教育出版社  
社址 北京市西城区德外大街4号  
邮政编码 100120  
印刷 北京鑫丰华彩印有限公司  
开本 889mm×1194mm 1/16  
印张 3.25  
字数 50千字  
购书热线 010-58581118  
咨询电话 400-810-0598

网 址 <http://www.hep.edu.cn>  
<http://www.hep.com.cn>  
网上订购 <http://www.hepmall.com.cn>  
<http://www.hepmall.com>  
<http://www.hepmall.cn>  
版 次 2017年12月第1版  
印 次 2017年12月第1次印刷  
定 价 25.00元

本书如有缺页、倒页、脱页等质量问题, 请到所购图书销售部门联系调换  
版权所有 侵权必究  
物料号 48217-00

# 目录

## Content

<b>Lesson 1</b>	你好！ Hello!	1
<b>Lesson 2</b>	你叫什么？ What's your name?	5
<b>Lesson 3</b>	他是谁？ Who is he?	9
<b>Lesson 4</b>	我家有四口人。 There are four people in my family	13
<b>Lesson 5</b>	我6岁。 I'm 6 years old.	17
<b>Lesson 6</b>	你的个子真高！ You're so tall!	21
<b>Lesson 7</b>	这是谁的狗？ Whose dog is this?	25
<b>Lesson 8</b>	我去商店。 I'm going to the store.	29
<b>Lesson 9</b>	今天星期几？ What day is it today?	33
<b>Lesson 10</b>	现在几点？ What time is it?	37
<b>Lesson 11</b>	你吃什么？ What would you like to eat?	41
<b>参考答案</b>	Answers	45



# Lesson

# 1

# 你好!

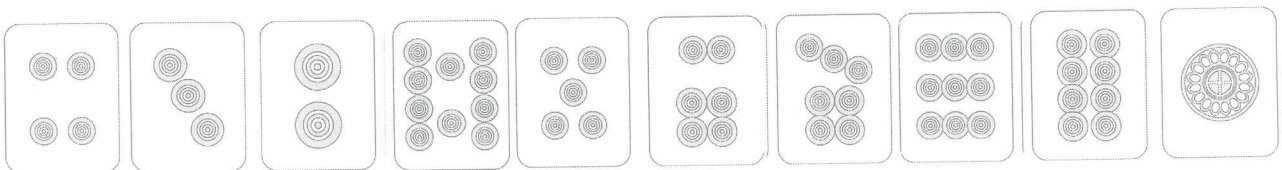

Hello!

1 描一描。 Trace over the *Pinyin* and characters.

1	2	3	4	5	6	7	8	9	10
yī	èr	sān	sì	wǔ	liù	qī	bā	jiǔ	shí
一	二	三	四	五	六	七	八	九	十


2 连一连。 Match the *Pinyin* with pictures.

yī èr sān sì wǔ liù qī bā jiǔ shí






3 起名字。 Give yourself a Chinese name.

在老师的帮助下，给自己起一个汉语名字，并做一个漂亮的名签吧。 With the help of your teacher, come up with a Chinese name for yourself, then make yourself a pretty name badge.




4 说一说。 Let's talk.

每人举着自己的名签，轮流跟同学们打招呼，然后说再见。 Holding up your name badges, take it in turns to greet and say goodbye to everyone.



5 涂颜色。Color the numbers in.


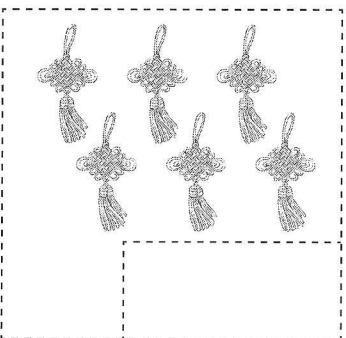
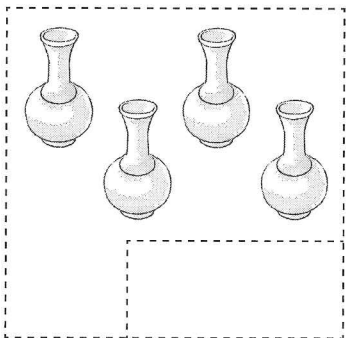
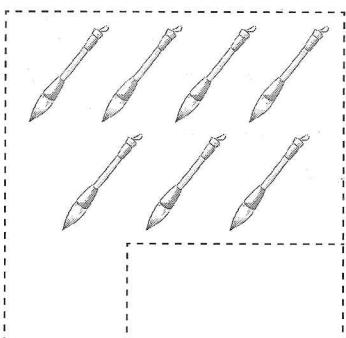
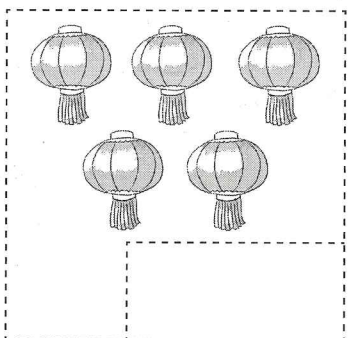
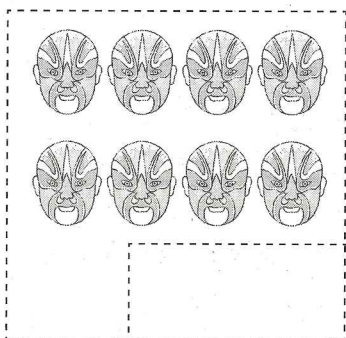

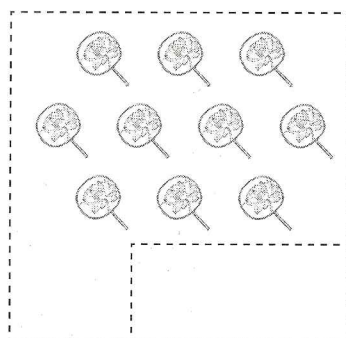

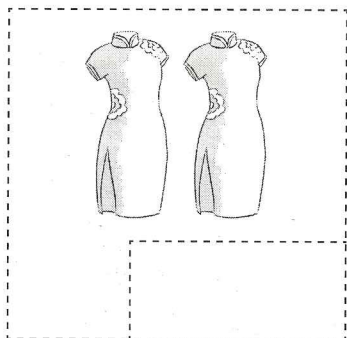
给数字相同的部分涂上一样的颜色，画出一只可爱的蝴蝶。Color in the cute picture of a butterfly by coloring each segment according to the numbers.



6 我的小红书。My Chinese number book.

数一数，粘一粘。Count the pictures, then cut out the numbers and stick them in the right box.

yī 一	èr 二	sān 三	sì 四	wǔ 五
liù 六	qī 七	bā 八	jiǔ 九	shí 十





# Lesson

# 2

## 你叫什么？

What's your name?

1 找一找，连一连。 Help the dog out by finding and connecting all the phrases “很高兴”.



入口  
↓ Entrance

很	高兴	不	认识	我
好	很	什么	好	她
不	高兴	很	高兴	认识
认识	你	叫	很	高兴
老师	不	她	认识	很
她	很	老师	我	高兴

出口  
→ Exit

2 找一找，写一写。 Find the Pinyin by filling in the missing letters according to the shape keys below, then translate the Chinese words into English.



sh



r



m



e








n



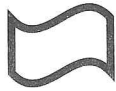




i

(1)

				
r	è	n		
	认		识	
meaning:				

(2)

				
	什		么	
meaning:				

3 看一看，选一选。 Look at the pictures and choose the appropriate word for each picture.


(1)



( )

A 你  
nǐ


(2)



( )

B 她  
tā

(3)




( )


C 我  
wǒ

4 读一读，涂一涂。 Read the phrases below and color in the right pictures.

hěn hǎo  
(1) 很好




A




B

bù hǎo  
(2) 不好



A



B

bù gāoxìng  
(3) 不高兴



A



B

hěn gāoxìng  
(4) 很高兴





A



B

5 看一看，说一说。 Have conversations with your partner using the pictures and examples below.



Nǐ rènshi tā / tā ma?

A: 你认识他/她吗?

Bú rènshi.

B: 不认识。

Nǐ rènshi tā / tā ma?

A: 你认识他/她吗?

Rènshi.

B: 认识。


Tā / tā jiào shén me?

A: 他/她叫什么?

Tā / tā jiào...

B: 他/她叫……

- 6 画一画，说一说。 Draw a picture of a cartoon character, your friend or yourself, then introduce them to your partner in Chinese.



Nǐ hǎo! Wǒ jiào \_\_\_\_\_ . Rènshi nǐ hěn gāoxìng!  
例：你好！我叫\_\_\_\_\_。认识你很高兴！


# Lesson

# 3

## 他是谁?


Who is he?

1 小猫钓鱼。 Match the characters with the Pinyin by helping the cats catch the right fish.






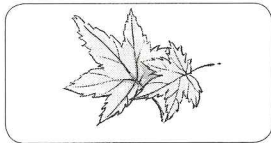
2 抱作一团。 Group Hug.

每个学生拿一张汉字卡片。老师说一个句子，手拿这些卡片的同学要迅速抱在一起，并大声读出该句子。 Each student takes one of the character cards. As the teacher reads out a sentence, students holding those characters get together in a huddle, and then shout out the sentence.



tā 他	shì 是	shéi 谁	nǎ 哪	guó 国
rén 人	zhōng 中	jiào 叫	chéng 成	lóng 龙

3 连一连。 Match the pictures with their countries.



Měiguó  
美国 United States

Zhōngguó  
中国 China


Rìběn  
日本 Japan

Jiānádà  
加拿大 Canada

Àodàliyà  
澳大利亚 Australia

Yīndù  
印度 India

4 根据图片完成对话。 Complete the conversations according to the pictures.





Tā / tā shì shéi?  
例: A: 他 / 她是谁?

B: \_\_\_\_\_。

Tā / tā shì nǎ guó rén?  
A: 他 / 她是哪国人?

B: \_\_\_\_\_。



5 找朋友。 Find your friends.

每个学生拿一张卡片。用下面的句型找到和你同国籍的朋友。 Each student takes one of the cards below. Use the sentence patterns to find classmates who are the same nationality as yourself.



Nǐ hǎo  
你好,  
nǐ jiào shénme?  
你叫什么?



Nǐ shì nǎ guó rén?  
你是哪国人?



Rènshi nǐ hěn  
认识你  
gāoxìng.  
很高兴。



Wǒ jiào  
我叫\_\_\_\_\_。


Wǒ shì \_\_\_\_\_ rén.  
我是\_\_\_\_\_人。




Rènshi nǐ  
认识你  
wǒ yě hěn gāoxìng.  
我也很高兴。




Jīn Xiùzhēn Hánguó rén  
金秀珍 韩国人



Mǎlì Jiānádà rén  
玛丽 加拿大人




Lǐ Qiáng Zhōngguó rén  
李强 中国人



Mǎdīng Yīngguó rén  
马丁 英国人



Shānběn Àiměi Rìběn rén  
山本爱美 日本人



Dānní'ěr Měiguó rén  
丹尼尔 美国人

6 选词填空。 Fill in the blanks with the words in the box.

nǎ                      dōu                      shéi                      piàoliang                      rènshi  
A 哪                      B 都                      C 谁                      D 漂亮                      E 认识

Tā shì Měiguórén, wǒ shì Měiguórén, wǒmen                      shì Měiguórén.  
(1) 她是美国人, 我是美国人, 我们                      是美国人。


Wǒ māma hěn                      。  
(2) 我妈妈很                      。

Wǒ bù                      tā. Tā shì                      ?  
(3) 我不                      她。她是                      ?

Nǐ shì                      guó rén?  
(4) 你是                      国人?

7 名片设计。 Design your own name card and stick it on your locker.

★ 国旗要有创意。 Draw your national flag in a creative way.





# Lesson

# 4

## 我家有四口人。

There are four people in my family.

1 数一数，有几个？ Count all the characters and say how many there are of each.

哥	哥	有	妈	姐	爸
几	姐	姐	妈	姐	爸
妈	妈	爸	爸	没	有
妹	口	和	姐	姐	个
妹	爸	爸	家	口	哥
妈	妈	个	妈	妈	哥

bàba 爸爸 father \_\_\_\_\_ 个

māma 妈妈 mother \_\_\_\_\_ 个

gēge 哥哥 big brother \_\_\_\_\_ 个

jiějie 姐姐 big sister \_\_\_\_\_ 个

mèimei 妹妹 little sister \_\_\_\_\_ 个

2 写拼音，说一说我的家人。 Write the Pinyin and talk about my family.



3 写一写，读一读。 Complete the sentences and read out.

写出你自己、家人和好朋友的姓名，然后在班级里大声读出来。 Write down the names of yourself, your family members and friends to finish the sentences, then read them out loud to the class.


Wǒ jiào \_\_\_\_\_。  
(1) 我叫\_\_\_\_\_。

My name is \_\_\_\_\_.




Wǒ gēge / dìdi jiào \_\_\_\_\_。  
(2) 我哥哥 / 弟弟叫\_\_\_\_\_。

My brother's name is \_\_\_\_\_.




Wǒ jiějie / mèimei jiào \_\_\_\_\_。  
(3) 我姐姐 / 妹妹叫\_\_\_\_\_。

My sister's name is \_\_\_\_\_.



Wǒ hǎo péngyou jiào \_\_\_\_\_。  
(4) 我好朋友叫\_\_\_\_\_。

My best friend's name is \_\_\_\_\_.



4 小调查：你的家。 Class survey: about your family.


	tóngxué míngzì 同学名字	gēge 哥哥	jiějie 姐姐	dìdi 弟弟	mèimei 妹妹
1					
2					
3					
4					
5					

Nǐ yǒu gēge ( jiějie / dìdi / mèimei ) ma?  
Q: 你有哥哥 ( 姐姐 / 弟弟 / 妹妹 ) 吗?

Yǒu / méiyǒu.  
A: 有 / 没有。

Yǒu jǐ ge?  
Q: 有几个?

Yǒu \_\_\_\_\_ ge.  
A: 有 \_\_\_\_\_ 个。



5 大富翁游戏。 Chinese Monopoly.

两人一组，轮流掷骰子。先用汉语说出骰子的点数，然后回答大富翁棋盘上的问题。 In pairs, take it in turns to roll the dice. Read out the number on the dice in Chinese, then answer the question on the Monopoly board.

<p>⑧</p> <p>Nǐ rènshi 你认识 Chéng Lóngma? 成龙吗?</p>	<p>⑨</p> <p>Chéng Lóng 成龙 shì nǎ guó rén? 是哪国人?</p>	<p>⑩</p> <p>Nǐ shì 你是 nǎ guó rén? 哪国人?</p>	<p>⑪</p> <p>Nǐ jiā yǒu 你家有 jǐ kǒu rén? 几口人?</p>	<p>⑫</p> <p>Nǐ yǒu 你有 gēge ma? 哥哥吗?</p>	<p>⑬</p> <p>Nǐ yǒu 你有 jǐ ge 几个 jiějie? 姐姐?</p>
<p>⑦</p> <p>chūjú 出局 ( Out )</p>	<p>⑭</p> <p>Nǐ de lǎoshī 你的老师 jiào shénme? 叫什么?</p>	<p>⑮</p> <p>Nǐ hǎo péngyou 你好朋友 jiào shénme? 叫什么?</p>	<p>⑯</p> <p>How do you say “two little sisters”?</p>	<p>⑰</p> <p>chūjú 出局 ( Out )</p>	
<p>⑥</p> <p>Rènshi nǐ hěn 认识你很 gāoxìng! 高兴!</p>					
<p>⑤</p> <p>Nǐ jiào 你叫 shénme? 什么?</p>	<p>④</p> <p>Make gestures from one to ten.</p>	<p>③</p> <p>Count from one to ten in Chinese.</p>	<p>②</p> <p>Zàijiàn! 再见!</p>	<p>①</p> <p>Nǐ hǎo! 你好!</p>	

6 抽卡片游戏。Card game.

两人一组，每人手持一套卡片。互相抽对方的卡片，抽中相同的就放到一边，不同的留在手里。谁手里的卡片先抽完，谁获胜。In pairs, each student holds a set of cards. Players take a card from each other's hand simultaneously. Any new pairs of matching cards are put away, while non-matching cards are kept in hand. The first player to get rid of all the cards in the hand is the winner.



bàba 爸爸	māma 妈妈	gege 哥哥	jiějie 姐姐
mèimei 妹妹	jiā 家	yǒu 有	jǐ 几
kǒu 口	hé 和	méiyǒu 没有	gè 个
tā 他	shì 是	lǎoshī 老师	hǎo 好
hěn 很	nǐ 你	tā 她	wǒ 我

# Lesson 5

## 我6岁。 I'm 6 years old.

1 找一找，连一连。 Find and match the characters.

e.g. 

女
---

也
---

 → 

她
---

 ( tā: she, her )

(1) 

山
---

夕
---

A. 

妈
---

 ( mā: mother )

(2) 

女
---

子
---

B. 

和
---

 ( hé: and )

(3) 

口
---

那
---

C. 

岁
---

 ( suì: year, old )

(4) 

禾
---

口
---

D. 

哪
---

 ( nǎ: which )

(5) 

女
---

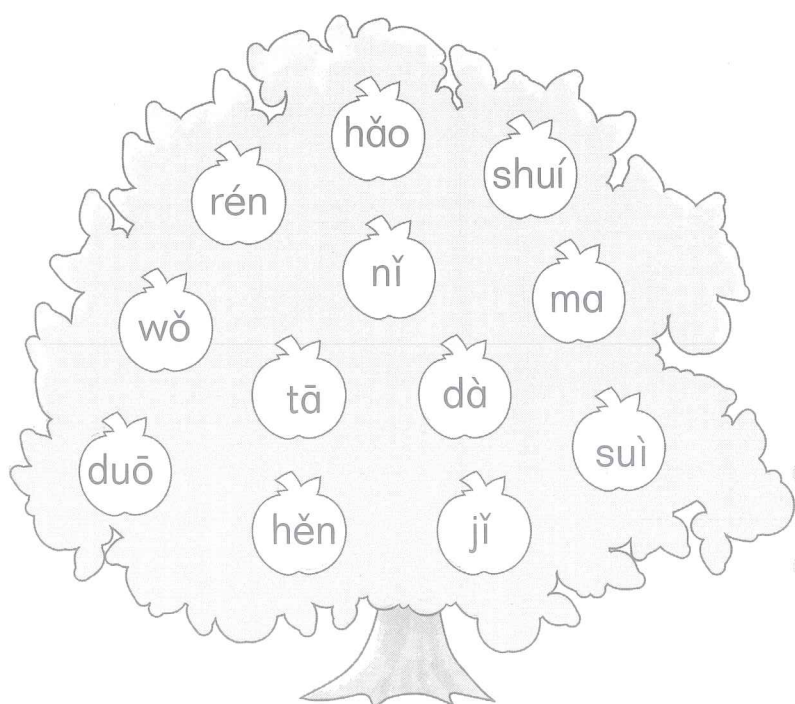
马
---

E. 

好
---

 ( hǎo: good, well )

2 找一找，涂一涂。 Find and color in the apples which correspond to the words in the sentences below (using the same color as they appear in the sentences), then read the sentences out loud.



Nǐ jǐ suì?  
**RED** 你几岁? How old are you?  
 Tā duō dà?  
**GREEN** 他多大? How old is he?

3 写一写，读一读。 Use the conversion table below to fill in the gaps with either Arabic or Chinese numbers, then read them out loud.

1	2	3	4	5	6	7	8	9	10
yī	èr	sān	sì	wǔ	liù	qī	bā	jiǔ	shí
一	二	三	四	五	六	七	八	九	十

(1) 八 → \_\_\_\_\_

(2) 十 → \_\_\_\_\_

(3) 十五 → \_\_\_\_\_

(4) 二十三 → \_\_\_\_\_



(5) 1 → \_\_\_\_\_



(6) 3 → \_\_\_\_\_



(7) 20 → \_\_\_\_\_



(8) 81 → \_\_\_\_\_

4 算一算，写一写。 Work out the sum and write the answer in Chinese characters.

(1)  -  =

(2)  -  =

(3)  +  =

(4)  +  =

5 想一想，写一写。 Answer the questions by filling in the gaps.

(1)	Nǐ jǐ suì? A: 你几岁? Wǒ _____ suì. B: 我 _____ 岁。
(2)	Nǐ jiā yǒu jǐ kǒu rén? A: 你家有几口人? Wǒ jiā yǒu _____ kǒu rén. B: 我家有 _____ 口人。
(3)	Nǐ yǒu jǐ ge lǎoshī? A: 你有几个老师? Wǒ yǒu _____ ge lǎoshī. B: 我有 _____ 个老师。
(4)	Nǐ rènshi jǐ ge Zhōngguó rén? A: 你认识几个中国人? B: _____ ge. _____ 个。

6 看一看，说一说。 Work out the ages of the people in the pictures below, then say how old they are in Chinese.



mèimei \_\_\_\_\_ suì, jiějie \_\_\_\_\_ suì  
妹妹 \_\_\_\_\_ 岁, 姐姐 \_\_\_\_\_ 岁。

7 问一问，填一填。 Complete the questionnaire by asking your classmates questions in Chinese.

	Name	Nationality	Age	Number of family members
1				
2				
3				
4				
5				

8 和父母一起做。 With your parents, go online and find out the ages of the following people/characters.

(1) Mǐlǎoshǔ 米老鼠 ( Mickey Mouse ) \_\_\_\_\_ suì . 岁。


(2) Bābǐ 芭比 ( Barbie Millicent Roberts ) \_\_\_\_\_ suì . 岁。

(3) Jiāfēimāo 加菲猫 ( Garfield ) \_\_\_\_\_ suì . 岁。

(4) Zǒngtǒng 总统 ( president ) \_\_\_\_\_ suì . 岁。

(5) Bàba 爸爸 \_\_\_\_\_ suì , māmā 妈妈 \_\_\_\_\_ suì . 岁。

(6) Name of your idol \_\_\_\_\_ , his/her age \_\_\_\_\_ .





## 你的个子真高!

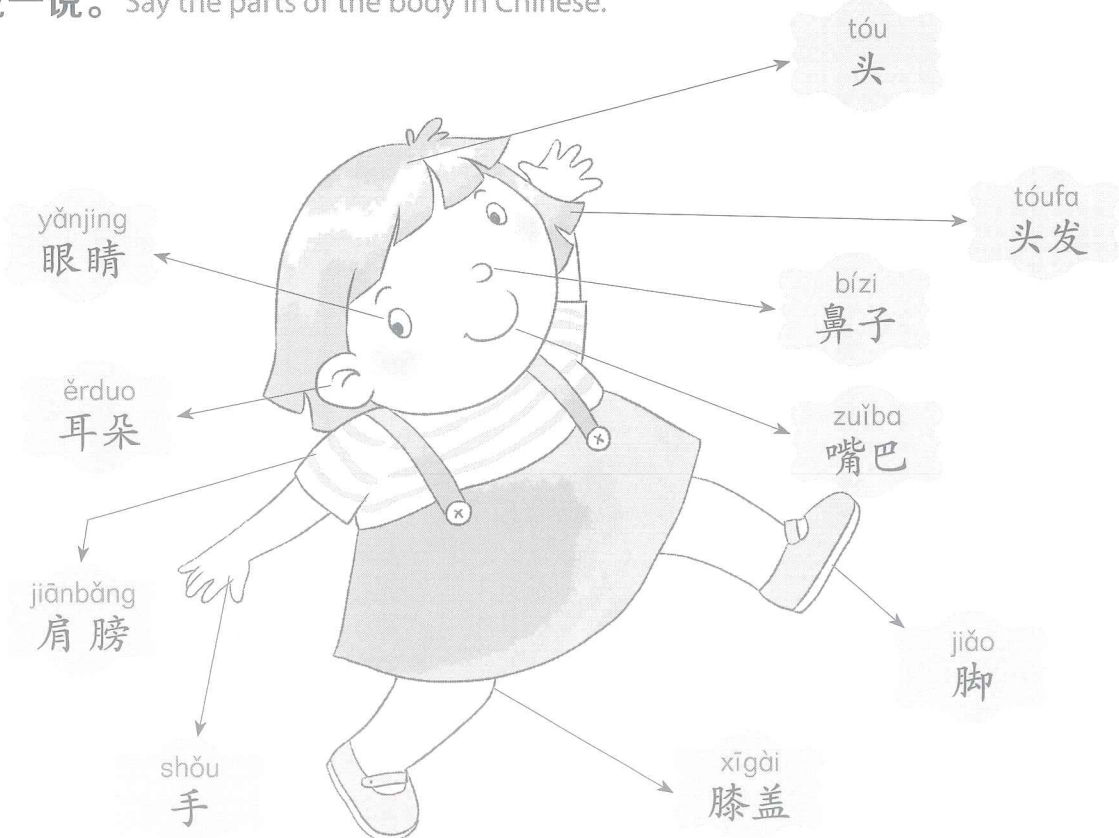
You're so tall!

## 1 宾果。Bingo.

老师读5个生词“你”“的”“鼻子”“真”“长”，最先把5个连成一条直线的学生获胜。The teacher reads out a sentence with 5 new words. The first student to find and connect the 5 words in a straight line is the winner.

cháng	dà	nǐ	gèzi	nǐ
dà	zhēn	de	de	shǒu
gāo	gāo	bízi	tóufa	xiǎo
ěrduo	zhēn	zhēn	de	bízi
cháng	xiǎo	cháng	yǎnjing	nì

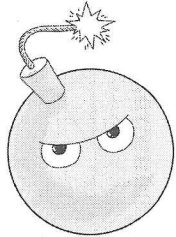

## 2 说一说。Say the parts of the body in Chinese.




3 汉字炸弹。Chinese character bombs.

3-4人一组，依次从盒子里抽卡片（有字的一面朝下），读出生词。说对的自己留下，说错的放回盒子，抽到炸弹要把手里的卡片全部放回去。最后手里卡片最多的获胜。In groups of 3 or 4, take it in turns to take a word card from the box (with the words face down), then read the word aloud. If you say it correctly you can keep the card; if you read it wrong, the card goes back in the box; if you get a bomb card, all your cards must go back in the box. Whoever has the most cards at the end is the winner.




tóufa 头发	bízi 鼻子	yǎnjing 眼睛	ěrdou 耳朵
shǒu 手	de 的	xiǎo 小	dà 大
cháng 长	gèzi 个子	zhēn 真	gāo 高
mèimei 妹妹	hěn 很	bù 不	nǐ 你
shéi 谁	tóu 头		

4 连一连。 Match the pictures with the sentences.




• •

Tā de ěrduo hěn cháng.  
它的(its)耳朵很长。




• •

Tā de ěrduo hěn xiǎo.  
它的耳朵很小。




• •

Tā de yǎnjing hěn dà.  
它的眼睛很大。




• •

Tā de gèzi hěn gāo.  
它的个子很高。




• •

Tā de tóu hěn dà.  
他的头很大。



• •

Tā de tóufa hěn cháng.  
她的头发很长。




• •

Tā de bízi hěn cháng.  
它的鼻子很长。

5 读一读，画一画，说一说。 Let's read, draw and write.

画一个自己喜欢的动物，然后仿照例子介绍一下它。 Draw a picture of your favorite animal, then introduce it to everyone using the example below for reference.



Nǐ hǎo, tā jiào Nini. Tā wǔ suì.  
例：你好，它叫Nini。它5岁。  
Tā de yǎnjīng hěn dà. Tā de bízi hěn xiǎo.  
它的眼睛很大。它的鼻子很小。  
Tā de wěiba hěn cháng.  
它的尾巴很长。

---

---

---

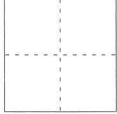
# Lesson

# 7

## 这是谁的狗？

Whose dog is this?

1 选一选。 Choose the correct character to complete the sentence.

Zhè shì wǒ de 。  
(1) 这是我的。  
This is my cat.

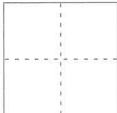
māo                      lí                      zhū  
A 猫                      B 狸                      C 猪

Nà shì wǒ de 。  
(2) 那是我的。  
That is my dog.

gǒu                      gǒu                      hú  
A 苟                      B 狗                      C 狐

Zhèr yǒu hěn duō xiǎo 。  
(3) 这儿有很多小。  
There are lots of fish here.

xiān                      yú                      yú  
A 鲜                      B 渔                      C 鱼

Nàr yǒu hěn duō xiǎo 。  
(4) 那儿有很多小。  
There are lots of birds over there.

wū                      niǎo                      mǎ  
A 乌                      B 鸟                      C 马

2 找一找，圈一圈。 Find out and circle the Pinyin in the table.

m	l	n	i	a	o	y
a	m	z	i	n	g	u
o	c	h	k	a	n	x
x	q	g	o	u	g	j
u	i	a	o	z	h	e
n	a	o	u	d	u	o

- (1) māo (cat)  
(2) gǒu (dog)  
(3) yú (fish)  
(4) niǎo (bird)  
(5) zhè (this)  
(6) nà (that)  
(7) kàn (look)  
(8) duō (many)

3 找一找，说一说。In pairs, find the owners of each animal, then take it in turns to ask and answer questions, as in the example below.

Mary                      David                      Emma                      Jack

Zhè shì shéi de māo / gǒu / yú / niǎo?  
 例: A: 这是谁的猫/狗/鱼/鸟?  
 B: 这是 \_\_\_\_\_ 的猫/狗/鱼/鸟。


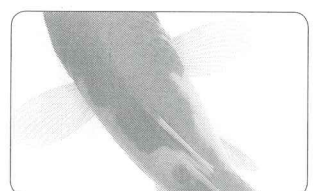
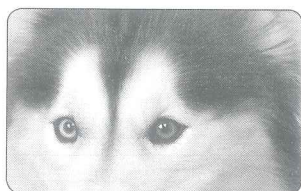
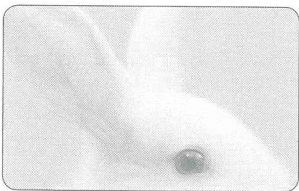
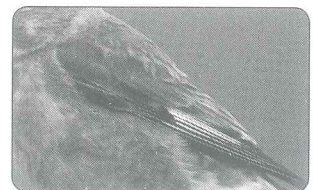
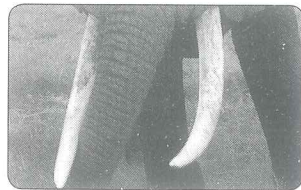
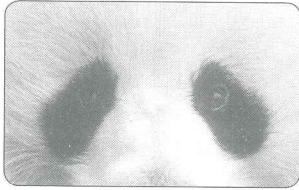
4 填表格，说一说。Fill in the table below, then use it to make sentences about each of the animals and yourself.

	māo 猫	gǒu 狗	yú 鱼	niǎo 鸟	wǒ 我
yǎnjīng 眼睛	○				
ěrduo 耳朵	○				
bízi 鼻子	○				
shǒu 手	×				


Māo yǒu yǎnjīng, ěrduo hé bízi, méiyǒu shǒu.  
 例: 猫有眼睛、耳朵和鼻子，没有手。

5 两人一组，猜一猜。Work in pairs to guess the animals.


Zhè / nà shì shénme?  
例: A: 这/那是什么?  
Zhè / nà shì  
B: 这/那是\_\_\_\_\_。




6 说说唱唱，然后在班里轮流表演。Learn the song and then take it in turns to perform for the class.



miāo miāo miāo



wāng wāng wāng



pū pū pū


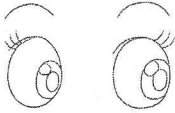






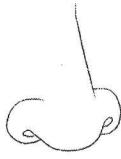
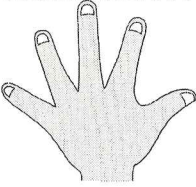







jiū jiū jiū

7 猜一猜。 Guess the word.

一个学生到教室前边，挑选一张词卡，文字向内放在胸前。其他学生用“那是……吗？”来提问。猜对的学生到前边继续这个活动。A student comes to the front of the class and chooses a word card, taking care to conceal the word from the rest of the class. The other students attempt to guess the word using Chinese. Whoever correctly guesses the word comes to the front and chooses another card.

★老师先用词卡带领全班复习一遍，再做游戏。

 gǒu 狗	 yǎnjing 眼睛	 bàba 爸爸
 niǎo 鸟	 māma 妈妈	 tóufa 头发
 ěrdou 耳朵	 māo 猫	 bízi 鼻子
 shǒu 手	 yú 鱼	 jiějie 姐姐
 gēge 哥哥	 mèimei 妹妹	 jiā 家




## 我去商店。

I'm going to the store.

## 1 寻找爆米花。Find the right pieces of popcorn.

两人一组，根据爆米花桶上的汉字找到相应的拼音并朗读。In pairs, match the characters on the popcorn bucket with the corresponding *Pinyin* on the popcorn, then read out the words.

d	n	q	ù	w
x	x	sh	z	x
ué	iào	āng	ài	iè
n	ǎr	ǐ	d	iàn



## 2 打电话。Make a phone call.

老师把自己家 / 好朋友的电话写在黑板上。学生轮流用教室里的电话或老师的手机练习打电话。The teacher writes his or her home phone number or a friend's number on the board. Students then take it in turns to use the teacher's phone to call the number and have a telephone conversation.



Nǐ hǎo, wǒ shì \_\_\_\_\_ . lǎoshī zài jiā ma?  
你好，我是\_\_\_\_\_。\_\_\_\_\_老师在家吗？



Xièxie, zài jiàn.  
谢谢，再见。


Tā / tā bú zài jiā , tā / tā zài xuéxiào.  
他/她不在家，他/她在学校。




Zài jiàn.  
再见。




3 连一连。 Match the sentences with the pictures.




Tā huí jiā.  
他回家。




Tāmen qù xuéxiào.  
他们去学校。



Tāmen qù Zhōngguó.  
他们去中国。



Tā qù yīyuàn.  
她去医院。




Wǒmen qù shāngdiàn.  
我们去商店。

4 小花粘在哪儿? Where is the small flower stuck?

两人一组完成句子, 然后老师组织全班表演。Students work in pairs to complete the sentences before acting them out as a whole class.

(1)



Xuésheng: Xiǎo huā zhān zài nǎr ?

学生: 小花粘在哪儿?


Where is the small flower stuck?

Lǎoshī : Zhān zài xiǎopéngyou de bízi shang.

老师: 粘在小朋友的鼻子上。

It's stuck on the noses.

(2)



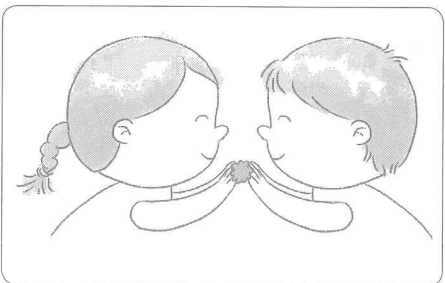
Xuésheng: Xiǎo huā zhān \_\_\_\_\_ ?

学生: 小花粘\_\_\_\_\_?

Lǎoshī : Zhān zài xiǎopéngyou de \_\_\_\_\_ shang.

老师: 粘在小朋友的\_\_\_\_\_上。

(3)




Xuésheng: Xiǎo huā zhān \_\_\_\_\_ ?

学生: 小花粘\_\_\_\_\_?

Lǎoshī : Zhān zài xiǎopéngyou de \_\_\_\_\_ shang.

老师: 粘在小朋友的\_\_\_\_\_上。

(4)




Xuésheng: Xiǎo huā zhān \_\_\_\_\_ ?

学生: 小花粘\_\_\_\_\_?

Lǎoshī : Zhān zài xiǎopéngyou de xīgài shang.

老师: 粘在小朋友的膝盖上。

(5)



Xuésheng: Xiǎo huā zhān \_\_\_\_\_ ?

学生: 小花粘\_\_\_\_\_?


Lǎoshī : Zhān zài xiǎopéngyou de \_\_\_\_\_ shang.

老师: 粘在小朋友的\_\_\_\_\_上。

5 读一读，写一写，画一画。Let's read, write and draw.

根据对话画画儿，把“去”字用不同颜色写在彩虹下面。Draw pictures according to the short sentences below, then write the character “去” underneath the rainbow in different colors.

<p>Xiǎo gǒu qù xuéxiàoma? (1) A: 小 狗 去 学校 吗?</p> <p>Bú qù xuéxiào. B: 不 去 学校。</p>	<p>Xiǎo gǒu qù shāngdiàn ma? (2) A: 小 狗 去 商店 吗?</p> <p>Bú qù shāngdiàn. B: 不 去 商店。</p>
<p>Xiǎo gǒu huí jiā ma? (3) A: 小 狗 回家 吗?</p> <p>Bù huí jiā. B: 不 回家。</p>	<p>Xiǎo gǒu qù nǎr ? (4) A: 小 狗 去 哪儿?</p> <p>Qù nàr! Qù nàr ! B: 去 那儿! 去 那儿!</p>



(1)	(2)
(3)	(4)

# Lesson

# 9

## 今天星期几?

What day is it today?

① 找一找，连一连。 Match the characters with the corresponding pictographs.

tiān

天

•

rì

日

•

yuè

月

•

shēng


生

•

sì

四

•



② 读一读，找不同。 Read and find the different one in each group.

(1)

yī

一

sān

三

tiān

天

sì

四

(2)

yuè

月

hào

号

jǐ

几

xīngqī

星期

(3)

jīntiān

今天

xiǎo niǎo

小鸟

Xīngqītiān

星期天

míngtiān

明天

(4)

xǐhuan

喜欢

yǎnjing

眼睛

ěrdou

耳朵

bízi

鼻子

3 写一写，读一读。 Complete the sequences, then read them out loud.

例:  $\overset{qī}{7}$  月  $\rightarrow$   $\overset{bā}{8}$  月  $\rightarrow$   $\overset{jiǔ}{9}$  月

(1)  $\overset{sān}{3}$  月  $\rightarrow$  \_\_\_\_\_ 月  $\rightarrow$  \_\_\_\_\_ 月

(2) \_\_\_\_\_ 月  $\rightarrow$  \_\_\_\_\_ 月  $\rightarrow$   $\overset{shí'èr}{12}$  月

(3)  $\overset{èr}{2}$  月  $\overset{shí sān}{13}$  号  $\rightarrow$   $\overset{èr}{2}$  月 \_\_\_\_\_ 号  $\rightarrow$  \_\_\_\_\_ 月 \_\_\_\_\_ 号

(4)  $\overset{Xīngqī}{\text{星期}}$  \_\_\_\_\_  $\rightarrow$   $\overset{Xīngqī}{\text{星期}}$  \_\_\_\_\_  $\rightarrow$   $\overset{Xīngqī'èr}{\text{星期二}}$

4 看谁填得快。 Fill in the gaps in the dates below. Whoever gets all the answers correct first wins.



Your mother's birthday:

\_\_\_\_\_ 月 \_\_\_\_\_ 号




New year's Day:

\_\_\_\_\_ 月 \_\_\_\_\_ 号



Christmas eve:

\_\_\_\_\_ 月 \_\_\_\_\_ 号



China's National Day:

\_\_\_\_\_ 月 \_\_\_\_\_ 号



Mother's day of this year:

\_\_\_\_\_ 月 \_\_\_\_\_ 号



Halloween of this year:

\_\_\_\_\_ 月 \_\_\_\_\_ 号

5 问一问，答一答。With a partner, practice asking and answering the following questions.


A

(1)	Jīntiān jǐ yuè jǐ hào? 今天几月几号?
(2)	Jīntiān Xīngqīsì. 今天星期四。
(3)	Wǒ bā suì. 我8岁。
(4)	Nǐ de shēngrì shì jǐ yuè jǐ hào? 你的生日是几月几号?
(5)	Wǒ xǐhuan Xīngqītiān. 我喜欢星期天。
(6)	Nǐ jiā yǒu jǐ kǒu rén? 你家有几口人?

B

A	Nǐ xǐhuan xīngqī jǐ ? 你喜欢星期几?
B	Wǒ jiā yǒu wǔ kǒu rén. 我家有五口人。
C	Nǐ jǐ suì? 你几岁?
D	Wǒ de shēngrì shì èryuèyī hào. 我的生日是2月1号。
E	Jīntiān jiǔ yuè sān hào. 今天9月3号。
F	Jīntiān xīngqī jǐ ? 今天星期几?

6 中国人、英国人、美国人写的日期有什么不同? What differences are there between how dates are written in China, Britain and the US?



7 做一张今年你的生日的日历。 Make a calendar page in Chinese for your birthday this year.





# Lesson

# 10





## 现在几点?

What time is it?

- ① 老师读数字，学生快速圈出来。 Students circle the numbers the teacher reads out as fast as they can.

1	2	3	4	5	6	7	8	9	10
11	12	13	14	15	16	17	18	19	20
21	22	23	24	25	26	27	28	29	30
31	32	33	34	35	36	37	38	39	40
41	42	43	44	45	46	47	48	49	50
51	52	53	54	55	56	57	58	59	60

- ② 两人一组，一人说时间，另一人在空表盘上画出时针和分针。 In pairs, one student says a time in the table and the other draws the corresponding hour and minute hands on one of the clock faces.



(1) 1:00  
(4) 7:05

(2) 5:15  
(5) 8:45

(3) 6:30  
(6) 12:00

3 扔橡皮。Throw the eraser.

两人轮流扔橡皮，橡皮落在哪个格子里，就用哪个时间回答问题。In pairs, students take it in turns to throw an eraser onto the grid below. One then asks question A, and the other replies using the time in the box which the eraser landed on.


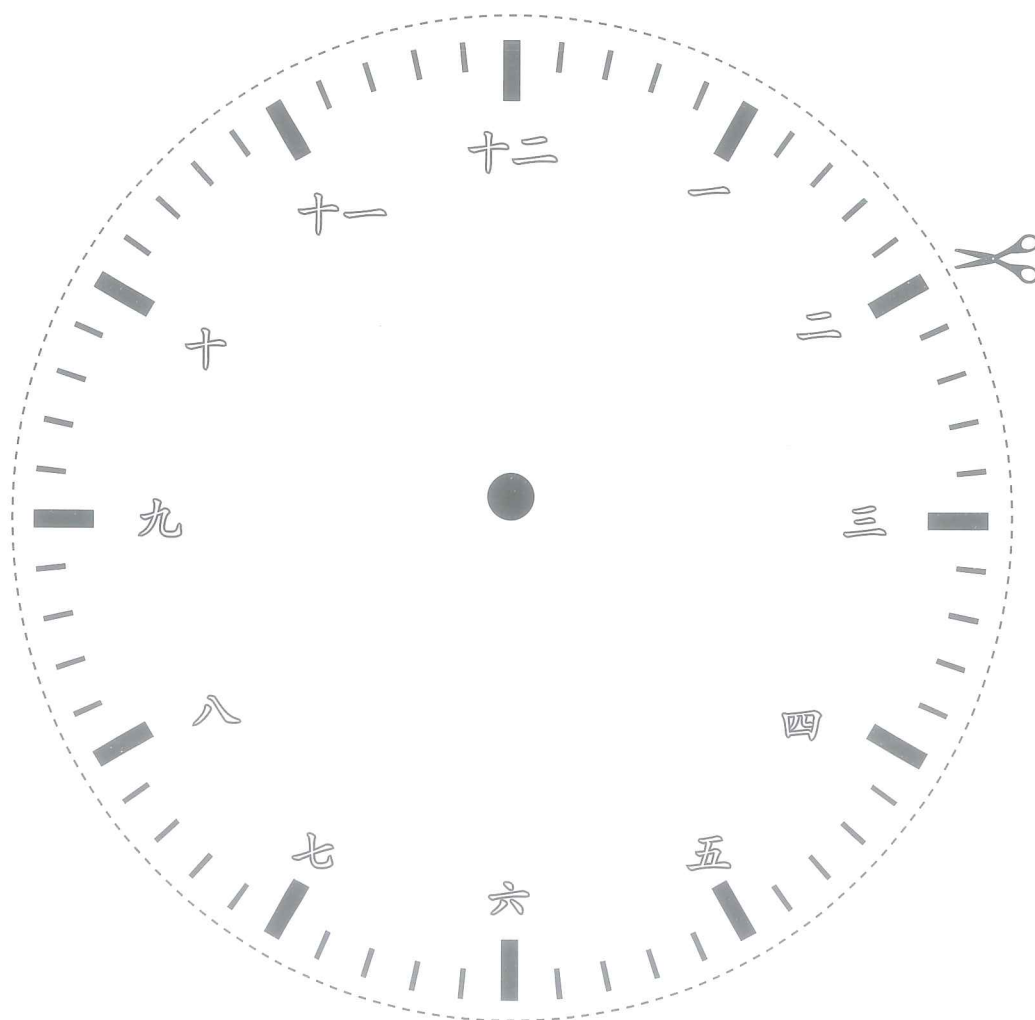
Xiànzài jǐ diǎn?  
例：A：现在几点？

Xiànzài                  diǎn                  fēn.  
B：现在 \_\_\_\_\_ 点 \_\_\_\_\_ 分。

wǔ diǎn 五点	sān diǎn shí fēn 三点十分	shí'èr diǎn 十二点
qī diǎn shí'èr 七点十二	liù diǎn 六点	yī diǎn shíwǔ 一点十五
sì diǎn shíbā 四点十八	sān diǎn wǔshí 三点五十	qī diǎn 七点
bā diǎn 八点	jiǔ diǎn sānshí 九点三十	shíyī diǎn 十一点
shíyī diǎn shí fēn 十一点十分	sān diǎn sìshíwǔ 三点四十五	bā diǎn wǔshíjiǔ 八点五十九

4 做时钟。 Make a clock.

- ★ 描一描表盘上的汉字数字。  
Trace over the characters of numbers on the clock face.
- ★ 剪下表盘、时针和分针。  
Cut out the clock face, the hour and minute hands.
- ★ 把时针和分针钉在表盘上。  
Pin the hands onto the clock face.
- ★ 涂上自己喜欢的颜色。  
Color in the clock using your favorite colors.




5 我的小学：我的一天。 My Chinese diary: A day in my life.




Wǒ de xiǎo shū : wǒ de yì tiān  
我的小学：我的一天


Míngzì  
名字 (name) : \_\_\_\_\_




Wǒ zǎoshang \_\_\_\_\_ diǎn \_\_\_\_\_ fēn qǐchuáng.  
我早上 \_\_\_\_\_ 点 \_\_\_\_\_ 分起床  
( get up ) 。




Wǒ zǎoshang \_\_\_\_\_ diǎn \_\_\_\_\_ fēn qù xuéxiào.  
我早上 \_\_\_\_\_ 点 \_\_\_\_\_ 分去学校。




Wǒ zhōngwǔ \_\_\_\_\_ diǎn \_\_\_\_\_ fēn chīfàn.  
我中午 \_\_\_\_\_ 点 \_\_\_\_\_ 分吃饭  
( have lunch ) 。




Wǒ xiàwǔ \_\_\_\_\_ diǎn \_\_\_\_\_ fēn fàngxué.  
我下午 \_\_\_\_\_ 点 \_\_\_\_\_ 分放学  
( leave school ) 。



Wǒ xiàwǔ \_\_\_\_\_ diǎn \_\_\_\_\_ fēn huíjiā.  
我下午 \_\_\_\_\_ 点 \_\_\_\_\_ 分回家  
( go back home ) 。



Wǒ wǎnshang \_\_\_\_\_ diǎn \_\_\_\_\_ fēn chīwǎnfàn.  
我晚上 \_\_\_\_\_ 点 \_\_\_\_\_ 分吃晚饭  
( do homework ) 。



Wǒ wǎnshang \_\_\_\_\_ diǎn \_\_\_\_\_ fēn shuìjiào.  
我晚上 \_\_\_\_\_ 点 \_\_\_\_\_ 分睡觉  
( go to sleep ) 。

# Lesson

# 11

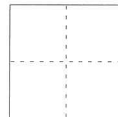
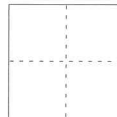

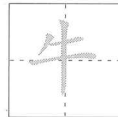
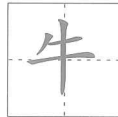
## 你吃什么？

What would you like to eat?


1 描一描，写一写。 Trace the characters and write them.



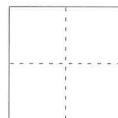
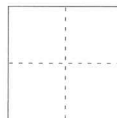
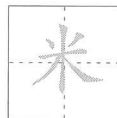
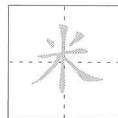
niú: cow, cattle



ノ ㇇ ㇇ 牛



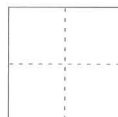
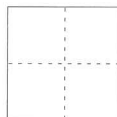
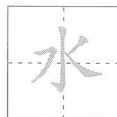
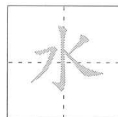
mǐ: rice



丶 丶 丶 丨 丨 丨 半 米 米



shuǐ: water



丨 才 才 水

2 找一找，圈一圈。 Find and circle the Pinyin for the Chinese words below.

chī	wǒ	píng	nǎ	hē
miàn	tiáo	guǒ	tā	dàn
niú	nǎi	xǐ	huan	gāo
qù	shàng	mǐ	fàn	dà
jiā	diàn	shuí	gāo	shuǐ

píngguǒ  
苹果 (apple)

miàntiáo  
面条 (noodles)

mǐfàn  
米饭 (rice)

niúniǎi  
牛奶 (milk)

dàngāo  
蛋糕 (cake)

shuǐ  
水 (water)

3 猜一猜，连一连。 Guess the meanings of the following words and match them with the pictures.


(1)	qiǎokèlì 巧克力	•	•	
(2)	mángguǒ 芒果	•	•	
(3)	kāfēi 咖啡	•	•	
(4)	bǐsà 比萨	•	•	
(5)	bùdīng 布丁	•	•	
(6)	shālā 沙拉	•	•	
(7)	sānmíngzhì 三明治	•	•	
(8)	hànbǎo 汉堡	•	•	
(9)	kělè 可乐	•	•	

4 读一读，找不同。 Read and find the different one in each group.

例:	wǒ A. 我	nǐ B. 你	tā C. 他	chī D. 吃
(1)	miàntiáo A. 面条	mǐfàn B. 米饭	shāngdiàn C. 商店	dàngāo D. 蛋糕
(2)	xǐhuan A. 喜欢	yǎnjing B. 眼睛	bízi C. 鼻子	ěrdou D. 耳朵
(3)	niǎo A. 鸟	yú B. 鱼	māo C. 猫	shuǐ D. 水
(4)	dà A. 大	cháng B. 长	gāo C. 高	chī D. 吃
(5)	kàn A. 看	bù B. 不	qù C. 去	hē D. 喝

你吃什么?  
What would you like to eat?



5 找一找，涂一涂。 Find and color in the items on Susan's shopping list.



Susan's shopping list

yú      shuǐ      niú nǎi      miàn tiáo      dàn gāo      bǐ sà  
鱼      水      牛奶      面条      蛋糕      比萨


6 看一看，说一说。 Have conversations with your partner using the pictures to guide you.



Word box

hé      chī      shén me      xǐ huan  
和      吃      什么      喜欢

- 7 画一画，说一说。 Draw what you had for lunch today, and describe it to your partner in Chinese.



Jīntiān wǒ chī \_\_\_\_\_ , hē \_\_\_\_\_ .  
例：今天我吃 \_\_\_\_\_ ，喝 \_\_\_\_\_ 。

- 8 和父母一起做。 Work with your parents to make a list of kinds of food you have and don't have in your house. Then write them down here in *Pinyin* or Chinese characters.

Wǒ jiā yǒu ...  
我家有……

(1)

(2)

(3)

(4)

(5)

Wǒ jiā méiyǒu ...  
我家没有……

(1)

(2)

(3)

(4)

(5)



# 参考答案

## Answers

### Lesson 2 你叫什么?

- ② (1) rènshi, to know  
(2) shénme, what  
③ (1) C (2) A (3) B  
④ (1) A (2) B (3) B (4) A

### Lesson 3 他是谁?

- ⑥ (1) B (2) D (3) E, C (4) A

### Lesson 4 我家有四口人。

- ① 爸爸3个, 妈妈4个, 哥哥2个,  
姐姐3个, 妹妹1个  
② bàba, māma, gēge, jiějie,  
mèimei, wǒ

### Lesson 5 我6岁。

- ① (1) C (2) E (3) D (4) B (5) A  
③ (1) 8 (2) 10 (3) 15 (4) 23 (5) 一  
(6) 三 (7) 二十 (8) 八十一  
④ (1) 三 (2) 一 (3) 九 (4) 十

### Lesson 7 这是谁的狗?

- ① (1) A (2) B (3) C (4) B

### Lesson 9 今天星期几?

- ② (1) 天 (2) 几 (3) 小鸟 (4) 喜欢  
③ (1) 4, 5 (2) 10, 11  
(3) 14, 2, 15 (4) 天, 一  
⑤ (1) D (2) F (3) C (4) D (5) A  
(6) B

### Lesson 11 你吃什么?

- ④ (1) C (2) A (3) D (4) D (5) B

